

HaynesPro WorkshopData™ Car

MODULES / SUBJECTS

Tech

 Identification data

 Recalls

 Maintenance

 Repair manuals

 Adjustment data

 Repair times

 Lubricants and fluids

 Technical drawings


Electronics

 VESA™ MK II (Guided diagnostics)

 Comfort wiring diagrams

 Fuses and relays

Smart

 Verified fixes & tips (SmartCASE™)

 Recalls









 Technical Service Bulletins (SmartFIX™)

WorkshopData™ 'CarSET' = (WorkshopData™ Smart + Electronics + Tech)




Clearly better data.

MODULES / SUBJECTS / FEATURES




Tech

SUBJECTS	FEATURES
 Identification data	<ul style="list-style-type: none"> • VIN and identification plate locations • VIN decoder • Equipment codes
 Maintenance	<ul style="list-style-type: none"> • Maintenance schedules (OEM-based) • Printable work sheets • Smart links to relevant data • Links to generic parts • Follow-up tasks • Additional tasks • Service times • Service indicator reset • Procedures for Electronic and Hybrid vehicles • Tyre pressure monitoring system • Overview of all important wear part intervals
 Adjustment data	<ul style="list-style-type: none"> • Ancillary drive belt • Wheel alignment • Emission data • Tyre sizes and pressures • Torque settings • Air-conditioning service connectors • Capacities
 Lubricants and fluids	<ul style="list-style-type: none"> • Qualities and viscosities
 Recalls	<ul style="list-style-type: none"> • Safety related recall actions issued by OEM
 Repair manuals	<ul style="list-style-type: none"> • Timing belt; removal/installation • Timing chain; removal/installation • Ancillary drive belt; removal/installation • Clutch: removal/installation • Manual transmission; removal/installation • Cooling system; drain/refill • Engine assembly; removal/installation • Battery procedure • (Semi-) automatic transmission fluid level check and drain / refill • Turbocharger: removal/installation
 Repair times	<ul style="list-style-type: none"> • Overlap technology • Specific and generic times • Follow-up work • Links to generic parts
 Technical drawings	<ul style="list-style-type: none"> • Torque settings • Links to generic parts

Electronics

SUBJECTS	FEATURES
 Fuses and relays	<ul style="list-style-type: none"> • Fuse and relay box locations • Fuse and relay overview
 VESA™ MK II (Guided diagnostics)	<ul style="list-style-type: none"> • Wiring diagrams for engine management, transmission, ABS/ESP, power steering, parking brake and HVAC (heating, ventilation and air conditioning) • Component locations and information • Fault codes (manufacturer's and EOBD) • Diagnostics wizard • Ground point locations • Control unit locations • Fault code link to Smart module
 Comfort wiring diagrams	<ul style="list-style-type: none"> • Wiring diagrams covering e.g. central locking, power windows, airbags, exterior lights, starting/charging, instrument cluster, parking assistance, horns and wash/wipe systems • Pan and zoom functionality • Link to component locations

Smart

SUBJECTS	FEATURES
 Technical Service Bulletins (SmartFIX™)	<ul style="list-style-type: none"> • Technical Service Bulletins • Link to fault codes and related cases
 Verified fixes & tips (SmartCASE™)	<ul style="list-style-type: none"> • Verified fixes and tips • Link to fault codes and related cases
 Recalls	<ul style="list-style-type: none"> • Safety related recall actions issued by OEM

Clearly better data.